

Name Key

Date _____

1. Fill in the blank to make the sentence true in both fraction form and decimal form.

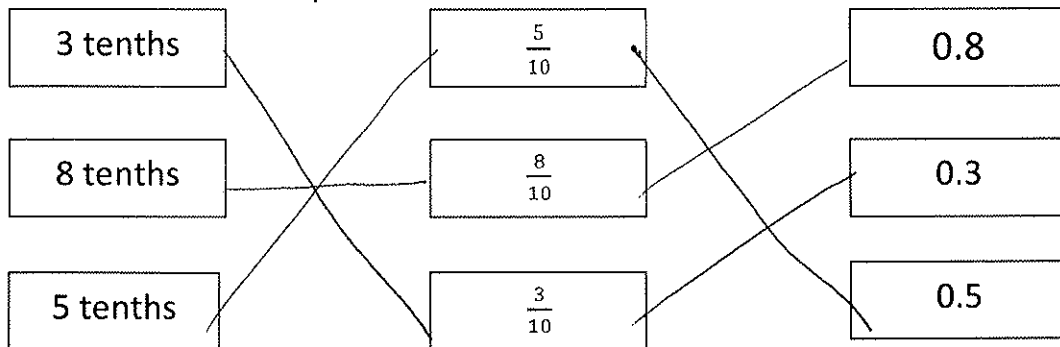
a. $\frac{9}{10}$ cm + $\frac{1}{10}$ cm = 1 cm

0.9 cm + 0.1 cm = 1.0 cm

b. $\frac{4}{10}$ cm + $\frac{6}{10}$ cm = 1 cm

0.4 cm + 0.6 cm = 1.0 cm

2. Match each amount expressed in unit form to its fraction form and decimal form.



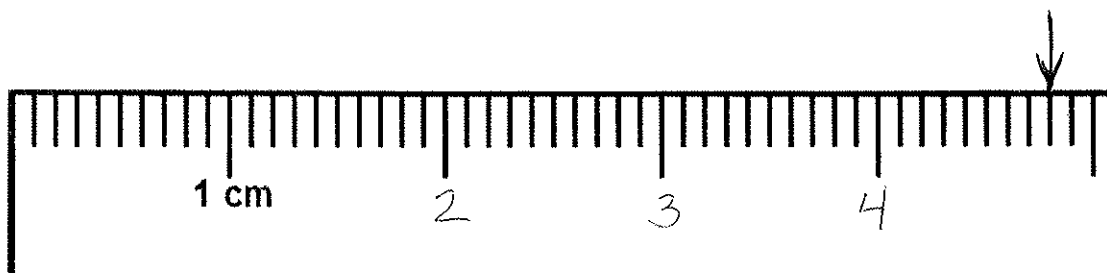


Name Key

Date _____

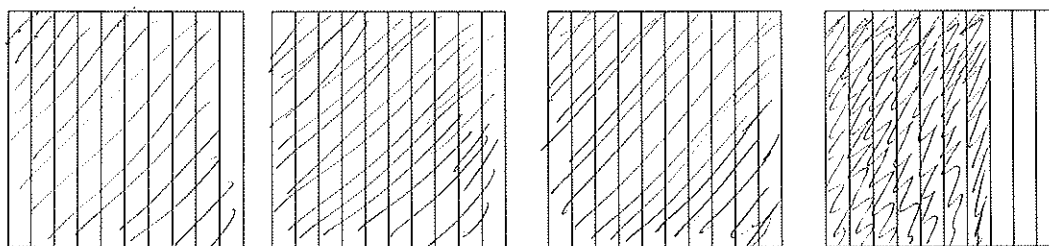
- a. Write each decimal as a mixed number.
 Put an arrow where the number is found on the ruler.
 (The centimeter ruler is not to scale.)

b. $4.8 \text{ cm} = \underline{4 \frac{8}{10} \text{ cm}}$




2. Write the following in decimal form and as a mixed number.
 Shade the area model to match.

a. 3 ones and 7 tenths = 3.7 = $3 \frac{7}{10}$



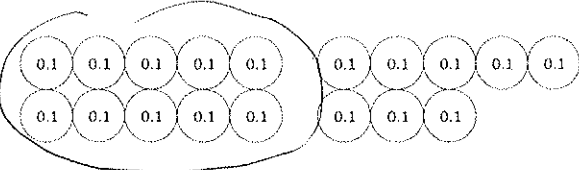
c. $\frac{24}{10} = \underline{2.4} = \underline{2 \frac{4}{10}}$ How much more is needed to get to 3? 0.6



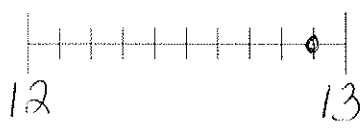
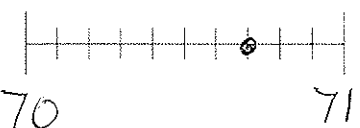
Name Key

Date _____

1. Circle groups of tenths to make as many ones as possible.

<p>a. How many tenths in all?</p>  <p>There are <u>18</u> tenths.</p>	<p>Write and draw the same number using ones and tenths.</p> <p style="text-align: center;">①</p> <p style="text-align: center;">①① ①① ①① ①① ①①</p> <p style="text-align: center;">①① ①① ①①</p> <p>Decimal Form: <u>1.8</u></p> <p>How much more is needed to get to 2? <u>0.2</u></p>
--	--

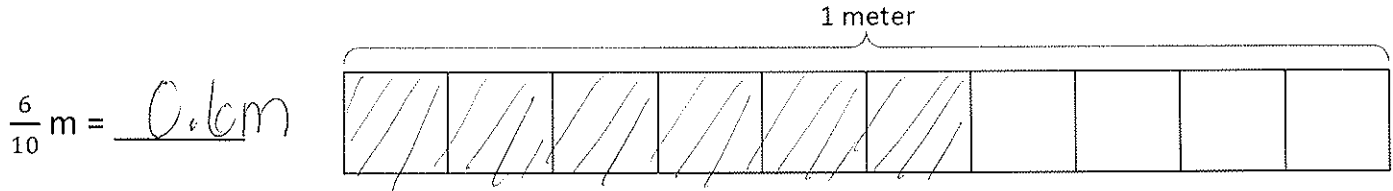
2. Complete the chart.

	Point on Number Line	Decimal Form	Mixed Number (ones and fraction form)	Expanded Form (fraction or decimal form)	How much to get to the next one?
a.		12.9	$12\frac{9}{10}$	$(1 \times 10) + (2 \times 1) + (9 \times \frac{1}{10})$ or $(1 \times 10) + (2 \times 1) + (9 \times 0.1)$	0.1
b.		70.7	$70\frac{7}{10}$	$(7 \times 10) + (7 \times \frac{1}{10})$ or $(7 \times 10) + (7 \times 0.1)$	0.3



Name Key Date _____

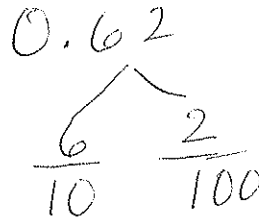
1. Shade in the amount shown. Write the equivalent decimal.



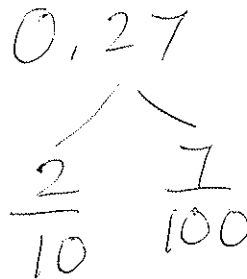
2. Write each fraction as a decimal.

Write each decimal as a number bond showing tenths and hundredths.

a. $\frac{62}{100}$ m = 0.62



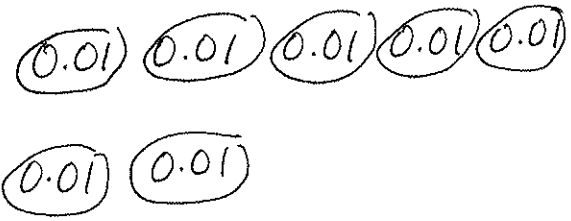
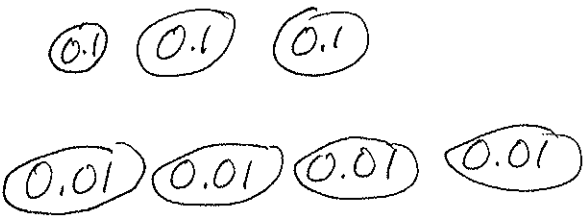
b. $\frac{27}{100}$ m = 0.27



Name Key

Date _____

1. Draw the decimal disks for each number. Write the equivalent decimal and fill in the blanks to represent each in unit form.

<p>a. $\frac{7}{100} = 0.\underline{07}$</p> <p style="text-align: center;">  </p> <p style="text-align: center;"><u>7</u> hundredths</p>	<p>b. $\frac{34}{100} = 0.\underline{34}$</p> <p style="text-align: center;">  </p> <p style="text-align: center;"><u>3</u> tenths <u>4</u> hundredths</p>
---	---

Name Key

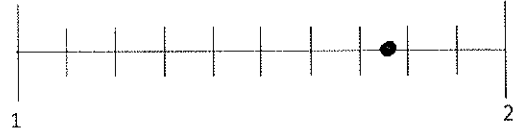
Date _____

1. Write each fraction as a decimal. Estimate to locate the points on the number lines.

a. $7\frac{20}{100} = 7.20$ or 7.2



b. $1\frac{75}{100} = 1.75$



2. Write the equivalent fraction and decimal for each number.

a. 8 ones 24 hundredths

$$8\frac{24}{100} = 8.24$$

b. 2 ones 6 hundredths

$$2\frac{6}{100} = 2.06$$

Name Key

EXIT TICKET

1. Use the place value chart to answer the following questions.
Express the value of the digit in unit form.

hundreds	tens	ones	.	tenths	hundredths
8	2	7		6	4

- a. The digit 8 is in the hundreds place. It has a value of 800.
- b. The digit 2 is in the tens place. It has a value of 20.
- c. The digit 6 is in the tenths place. It has a value of 0.6.
- d. The digit 4 is in the hundredths place. It has a value of 0.04.

2. Complete the following chart.

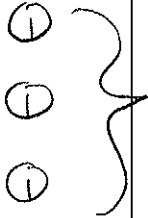

Fraction	Expanded Form		Decimal
	Fraction Notation	Decimal Notation	
$422\frac{8}{100}$	$400 + 20 + 2 + \frac{8}{100}$	$400 + 20 + 2 + 0.08$	422.08
300.92	$300 + \frac{9}{10} + \frac{2}{100}$	$300 + 0.9 + 0.02$	300.92

Name Key

Date _____

1. a. Draw number disks to represent the following decomposition:

3 ones 2 tenths = 32 tenths

ones	.	tenths	hundredths
			

b. 3 ones 2 tenths = 320 hundredths

2. Decompose the units.

a. 2.6 = 26 tenths

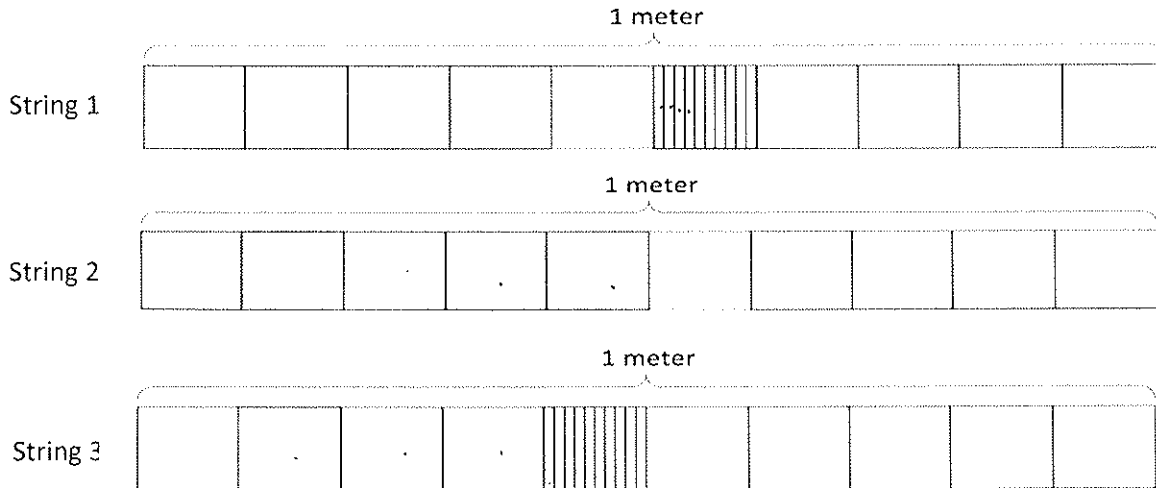
b. 6.1 = 610 hundredths



Name Key

Date _____

1. a. Doug measured the lengths of three strings and shaded tape diagrams to represent the length of each string, as shown below. Express the length of each string in decimal form.



String 1 = 0.54 m

String 2 = 0.50 m

String 3 = 0.47 m

- b. List the lengths of the strings in order from greatest to least.

0.47m, 0.50m, 0.54m

2. Compare the values below using $>$, $<$, or $=$.

a. $0.8 \text{ kg} > 0.6 \text{ kg}$

b. $0.36 \text{ kg} < 0.5 \text{ kg}$

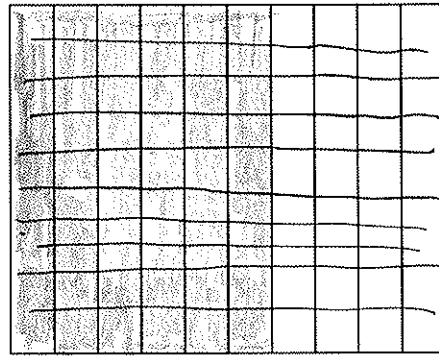

Name Key

Date _____

1. Ryan says that 0.6 is less than 0.60 because it has fewer digits. Jessie says that 0.6 is greater than 0.60. Who is right? Why? Use the area models below to help explain your answer.

0.6 = 0.60

They are both wrong because the decimals are equal.



2. Use the symbols $<$, $>$, or $=$ to compare.

a. 3.9 > 3.09

b. 2.4 > 2 ones and 4 hundredths

c. 7.84 = 78 tenths and 4 hundredths

Name Key Date _____

Solve. Give the total amount of money in fraction and decimal form.

1. 2 quarters and 3 dimes

$$\frac{50}{100} + \frac{30}{100} = \frac{80}{100} = \$0.80$$

2. 1 quarter, 7 dimes, and 23 pennies

$$\frac{25}{100} + \frac{70}{100} + \frac{20}{100} + \frac{3}{100} = \frac{118}{100} = \$1.18$$

Solve. Express the answer as a decimal.

3. 2 dollars 1 quarter 14 pennies + 3 dollars 2 quarter 3 dimes

$$\$2.00 + \frac{25}{100} + \frac{10}{100} + \frac{4}{100} + \$3.00 + \frac{50}{100} + \frac{30}{100}$$

$$\$5.00 + \frac{119}{100} = \$6.19$$

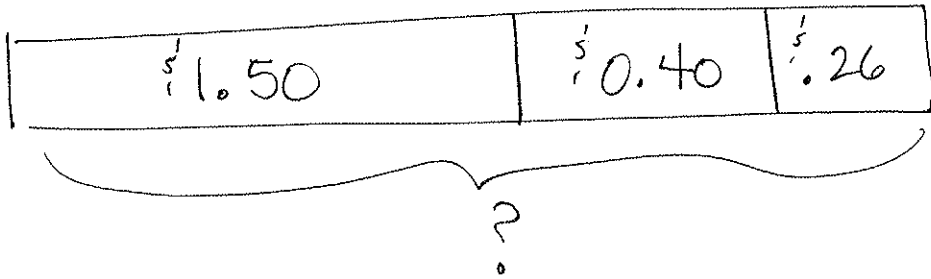
$$\frac{100}{100} + \frac{19}{100}$$

Name Key

Date _____

Use the RDW process to solve. Write your answer as a decimal.

1. David's mother told him that he could keep all the money he found under the sofa cushions in their house. David found 6 quarters, 4 dimes, and 26 pennies. How much money did David find altogether?



$$\$1.50 + \$0.40 + \$.26$$

$$\begin{array}{c}
 \swarrow \quad \searrow \\
 \$1.90 + 0.10 + 0.16
 \end{array}$$

$$\begin{array}{c}
 \swarrow \\
 2.00 + 0.16 = \$2.16
 \end{array}$$

David found $\$2.16$ under the sofa cushions.